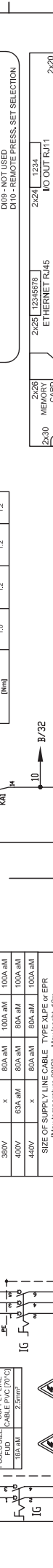


Customer's Installation
COMPULSORY INSTALLATION AT CUSTOMER CARE
 For indoor contact protection, the safety condition must be verified at the installation place. Additional protection devices may result as necessary, (for example residual current device)

COMPULSORY INSTALLATION AT CUSTOMER CARE	
FUSES SIZE (mm)	SUPPLY LINE CABLE FAC (mm ²) (1000mm)
30HP	2x16mm ²
40HP	2x25mm ²
50HP	2x35mm ²

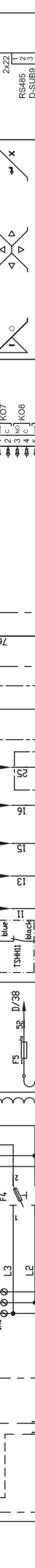


Tightening Torque	
Contactor	ABB
Model	AS08-12-10 AF26-30-38 AF40-50-55 AF60-60
Terminal	M3 M4 M5 M6 M8
Recomm. Torque (Nm)	1.0 2.5 4 6
Coil terminals	M3 M3.5 M3.5 M3.5
Recomm. Torque (Nm)	1.0 1.2 1.2 1.2


SIZE OF SUPPLY LINE CABLE TYPE XLPE or EPR (Max temperature 90°C) Max length 10m	
SUPPLY LINE VOLTAGE	50HP
220-230V	4X35mm ²
380V	4X50mm ²
400V	4X55mm ²
400V	4X25mm ²
400V	4X35mm ²



COMPRESSOR OVERLOAD PROTECTION SETTING (FR)	
30HP	35-40-50HP
230V/50 - 220V/60	30HP
400V	40HP
440V	50HP



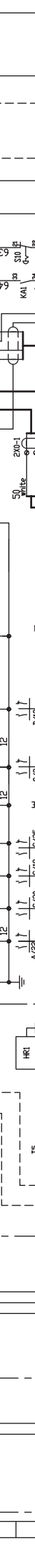
MOTOR OVERLOAD PROTECTING (FR)	
30HP	35-40-50HP
230V/50 - 220V/60	30HP
400V	40HP
440V	50HP



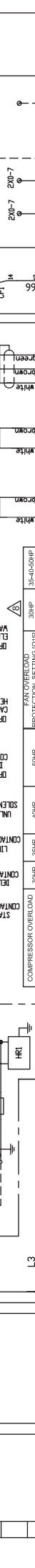
MOTOR OVERLOAD PROTECTING (FR)	
30HP	35-40-50HP
230V/50 - 220V/60	30HP
400V	40HP
440V	50HP



MOTOR OVERLOAD PROTECTING (FR)	
30HP	35-40-50HP
230V/50 - 220V/60	30HP
400V	40HP
440V	50HP



MOTOR OVERLOAD PROTECTING (FR)	
30HP	35-40-50HP
230V/50 - 220V/60	30HP
400V	40HP
440V	50HP




MOTOR OVERLOAD PROTECTING (FR)	
30HP	35-40-50HP
230V/50 - 220V/60	30HP
400V	40HP
440V	50HP



MOTOR OVERLOAD PROTECTING (FR)	
30HP	35-40-50HP
230V/50 - 220V/60	30HP
400V	40HP
440V	50HP



MOTOR OVERLOAD PROTECTING (FR)	
30HP	35-40-50HP
230V/50 - 220V/60	30HP
400V	40HP
440V	50HP



MOTOR OVERLOAD PROTECTING (FR)	
30HP	35-40-50HP
230V/50 - 220V/60	30HP
400V	40HP
440V	50HP



MOTOR OVERLOAD PROTECTING (FR)	
30HP	35-40-50HP
230V/50 - 220V/60	30HP
400V	40HP
440V	50HP



MOTOR OVERLOAD PROTECTING (FR)	
30HP	35-40-50HP
230V/50 - 220V/60	30HP
400V	40HP
440V	50HP



MOTOR OVERLOAD PROTECTING (FR)	
30HP	35-40-50HP
230V/50 - 220V/60	30HP
400V	40HP
440V	50HP